

LIGHTING BY: RICK FISHER
THE ROYALE THEATRE, NYC

ASSOCIATE LD: MIKE BALDASSARI
FINAL AS BUILT

PROJECTION BOOTH RAIL

Unit Purpose	Type	Watts	Color	Chn
A Ken Spot < Hi Rail <u>4 @ - C</u> US HH SL DS EDGE OF DECK SR (SF) + HD	6X22 AXIAL IRIS w/Tophat	1kw	N/C	(68)
1 House < Hi Rail <u>CTR @ STANDING IN HOUSE</u> US INTO HOUSE SL HINGE DS INTO HOUSE SR HINGE SF + HD	5 DGR KL LEKO w/Tophat	1200w	L-205	(61)
2 God Worklite <u>4 @ PL.</u> US SL Box Bm SL SP + (FD) DS SR Box Bm SR	5K FRESNEL w/Barndoors	5kw	N/C	(70)
3 House < Hi Rail <u>CTR @ STANDING IN HOUSE</u> US INTO HOUSE SL HINGE DS INTO HOUSE SR HINGE SF + HD	5 DGR KL LEKO w/Tophat	1200w	L-206	(63)
4 Ken Spot < Hi Rail <u>4 @ - C</u> US HH SL DS EDGE OF DECK SR (SF) + HD	6X22 AXIAL IRIS w/Tophat	1kw	N/C	(68)

LIGHTING BY: RICK FISHER
THE ROYALE THEATRE, NYC

ASSOCIATE LD: MIKE BALDASSARI
FINAL AS BUILT

BALCONY RAIL



Unit Purpose	Type	Watts	Color	Chn
1 Lo Rail <L DC <u>14L @ -5</u> US UNDER HOUSE SL DS DS SR	6X22 AXIAL w/Tophat SF. ⊕ HD	1kw	L-202	(48)
<i>SIGNATURE</i>				
2 Lo Rail <L DRC <u>10L @ -3 SITTING ON FLOOR</u> US SL DS WOOD FLOOR SR	6X22 AXIAL w/Tophat SF. ⊕ HD	1kw	R-114	(49)
3 Tele Box <Rail SL <u>@ TELE BOX</u> US SL DECK DS EDGE OF BOX SR	6X22 AXIAL w/Tophat SF. ⊕ HD	1kw	L-202, R-119	(189)
5 Pros <u>SR @ Pros (low)</u> US SL DS CUT TO Pros SR	ETC 419 w/Tophat SF. + HD	575w	L-205	(15)
6 Pros <u>SR @ Pros</u> US SL DS CUT TO Pros SR	ETC 419 w/Tophat ABOVE TELE BOX SF. + HD	575w	L-205	(15)
7 Pros <u>CURVE OF</u> <u>SR @ Pros</u> US SL DS SR	ETC 419 w/Tophat SF. + HD	575w	L-205	(16)
8 Pros <u>CURVE OF</u> <u>SR @ Pros</u> US SL DS SR	ETC 419 w/Tophat SF. + HD	575w	L-205	(16)

(continued on next page)

LIGHTING BY: RICK FISHER
THE ROYALE THEATRE, NYC

ASSOCIATE LD: MIKE BALDASSARI
FINAL AS BUILT

BALCONY RAIL(continued)

9	Pros SR OF ☒ @ PROS	ETC 419 w/Tophat	575w	L-205	(17)
	US DS	SL SR			
10	Pros SR OF ☒ @ PROS	ETC 419 w/Tophat	575w	L-205	(17)
	US DS	SL SR			
11	House < Lo Rail Balcony @ HOUSE	6X22 AXIAL w/Tophat	1kw	L-205,R-119	(62)
	US MOLDING ON US DS WALL	SL SR DS OF SR WINDOW	SF ⊕ HD		
12	Chair BP SMILING @ CHAIR	R&V BEAM PROJ w/Tophat	500w	N/C	(201)
			SPOT . FD		
13	Shelia Pros B/U LEANING @ AGAINST SR PROS	6X22 AXIAL IRIS w/Tophat	1kw	R-119	(202)
	US OPEN	SL SR	SF ⊕ HD 1/2 BODY IRIS		
14	Not Used	6X22 AXIAL w/Tophat	1kw	L-205	(207)
15	Tele Box < Rail CT SR @ TELE BOX	ETC 419 w/Tophat	575w	L-202,R-119	(190)
	US DS EDGE OF BOX	SL SR	SF ⊕ HD		
16	BU God Worklite ☒ @ P.L.	MINI-TEN w/Barndoors	1kw	N/C	(90)
	US OPEN	SL SR			
17	DC Spec ☒ @ -7	R&V BEAM PROJ w/Tophat	500w	N/C	(203)
			SPOT . FD		





(continued on next page)

BALCONY RAIL

LIGHTING BY: RICK FISHER
THE ROYALE THEATRE, NYC

ASSOCIATE LD: MIKE BALDASSARI
FINAL AS BUILT

BALCONY RAIL(continued)

18	DC Spec B/U <u>Q @ -7</u>	6X22 AXIAL IRIS w/Tophat	1kw	R-119	(204)
	US DS	IRIS TO SF ⊕ HD SL 1/2 BODY SR			
19	House < Lo Rail <u>SL of Q @ House</u>	6X22 AXIAL w/Tophat	1kw	L-206,R-119	(64)
	US DS	SF ⊕ HD US MOUNTING ON US WALL SL SR DS OF SR WINDOWS			
20	Aisle Box <u>SR @ Aisle</u>	ETC 419 w/Tophat	575w	L-201,R-119	(208)
	US DS	SF ⊕ HD SL SEATS SR SEATS			
21	Ger Inter <u>KL @ -4</u>	R&V BEAM PROJ w/Tophat	500w	N/C	(205)
		⊕ . FD			
22	Pros <u>SL of Q @ Pros</u>	ETC 419 w/Tophat	575w	L-205	(18)
	US DS	SF . + ⊕ HD 			
23	Pros <u>SL of Q @ Pros</u>	ETC 419 w/Tophat	575w	L-205	(18)
	US DS	SF . + ⊕ HD 			
24	Pros CURVE <u>SL @ of Pros</u>	ETC 419 w/Tophat	575w	L-205	(19)
	US DS	SF . + ⊕ HD 			
25	Pros CURVE <u>SL @ of Pros</u>	ETC 419 w/Tophat	575w	L-205	(19)
	US DS	SF . + ⊕ HD 			

(continued on next page)

LIGHTING BY: RICK FISHER
THE ROYALE THEATRE, NYC

ASSOCIATE LD: MIKE BALDASSARI
FINAL AS BUILT

BALCONY RAIL(continued)

26 Pros ETC 419 w/Tophat 575w L-205 (20)

SL @ Pros
US CUT TO SL
DS PROS SR



SF + HD

27 Pros ETC 419 w/Tophat 575w L-205 (20)

SL @ Pros (Bot)
US CUT TO SL
DS PROS SR



SF + HD

28 Lo Rail <R Apron 6X22 AXIAL w/Tophat 1kw L-202,R-119 (10)

SL @ -6
US MIRROR SL
DS 1 Box LEFT SR ZZL

SF + HD

29 Ger Inter B/U 6X22 AXIAL IRIS w/Tophat 1kw R-119 (206)

KOL @ -4
US SL
DS SMOKE SR

SF + HD
HEAD TO WAIST IRIS

30 Lo Rail <R Apron 6X22 AXIAL w/Tophat 1kw L-202,R-119 (9)

AR @ +2
US INSIDE HOSE (OFF HINGE) SL
DS INTO HOLE (BOT STEP) SR

SF + HD

LIGHTING BY: RICK FISHER
THE ROYALE THEATRE, NYC

ASSOCIATE LD: MIKE BALDASSARI
FINAL AS BUILT

NEAR BOX LEFT RAIL

Unit Purpose	Type	Watts	Color	Chn
1 Lo Rail <L Apron <u>2R @ -3</u> US CYC DS SMOKE	ETC 426 w/Tophat SF. + HD SL BASE OF LAMP POST SR HH @ E - SLIGHT & UP ON DS SIDE	575w	L-202,R-119	(21)
2 Lo Rail <L Apron to Box <u>2R @ -4</u> US LAMP POST DS TELE BOX (DS)	ETC 419 w/Tophat SF. + HD SL BASE OF PICS SR RED VELOUR BOX HANG RAIL	575w	L-202,R-119	(22)
3 Lo Rail <L Apron <u>8L @ -5</u> US LAMP POST DS TELE BOX (USED)	ETC 419 w/Tophat SF. + HD SL BASE OF PICS SR HH & UP ON DS SIDE	575w	R-119	(23)
4 Lo Rail <L C Cobbles <u>6R @ +2</u> US CYC DS SMOKE	ETC 419 w/Tophat SF. + HD SL 2R - & TO GULLY SR HH & UP ON DS SIDE	575w	L-202,R-119	(24)
5 Lo Rail <L DS PC Box <u>4L @ -4</u> US CYC DS MID OF TELE BOX	ETC 419 w/Tophat SF. + HD SL BOTTOM OF PICS R SR LADDER R	1kw	L-202,R-119	(25)

LIGHTING BY: RICK FISHER
THE ROYALE THEATRE, NYC

ASSOCIATE LD: MIKE BALDASSARI
FINAL AS BUILT

NEAR BOX RIGHT RAIL

Unit Purpose	Type	Watts	Color	Chn
1 Lo Rail <R US of Pro <u>8L @ - 4</u> US MIRROR SL DS Box SR 18L	ETC 426 w/Tophat SF ⊕ HD	575w	L-202,R-119	(1)
2 Lo Rail <R Apron 202 <u>8R @ - 4</u> US MIRROR SL DS OFF WOOD / Pros SR OFF WOOD	ETC 419 w/Tophat SF . ⊕ HD	575w	L-202,R-119	(2)
3 Lo Rail <R Apron NC <u>2L @ - 6</u> US MIRROR SL HH ⊕ 2L DS Box SR 10L	ETC 419 w/Tophat SF ⊕ HD	575w	R-119	(3)
4 Lo Rail <R SL Apron <u>4 @ - 6</u> US MIRROR SL ⊕ 8 ON Pros DS Box SR WOOD	ETC 419 w/Tophat SF ⊕ HD	575w	L-202,R-119	(4)

LIGHTING BY: RICK FISHER
THE ROYALE THEATRE, NYC

ASSOCIATE LD: MIKE BALDASSARI
FINAL AS BUILT

FAR BOX RIGHT RAIL

Unit Purpose	Type	Watts	Color	Chn
2 Lo Rail <R C Apron <u>ZR @ - Co</u> US SL DS <u>SMOKE</u> SR	6X22 AXIAL w/Tophat SF ⊕ HD	1kw	L-202,R-119	(6)
3 Lo Rail <R NC Apron <u>ZR @ - Co</u> US MIRROR SL DS SR	6X22 AXIAL w/Tophat SF ⊕ HD	1kw	R-114	(7)
4 Lo Rail <R Apron <u>CoR @ - Co</u> US MIRROR SLHH DS SR	6X22 AXIAL w/Tophat SF . + . HD	1kw	L-202,R-114	(8)

LIGHTING BY: RICK FISHER
THE ROYALE THEATRE, NYC

ASSOCIATE LD: MIKE BALDASSARI
FINAL AS BUILT

NEAR BOX LEFT

Unit Purpose	Type	Watts	Color	Chn
1 Box X <L F 16R @ -2 US SL DS TELEBOX US SR	6X22 AXIAL w/Tophat SF . + HD	1kw	R-114	(35)
2 Tele Box <BBL TELE @ BOX US CUT TO BOX SL DS COVER AS MUCH AS POSSIBLE SR	6X22 AXIAL w/Tophat SF . + HD	1kw	L-202,R-119	(187)
3 Box X <L C 4 @ -3 US SL DS ANGLE OFF TELE BOX SR	ETC 419 w/Tophat SF . + HD	1kw	R-119	(36)
4 Tele Box <BBL TELE @ BOX US SL DS CUT TO BOX - COVER AS MUCH AS POSSIBLE SR	6X22 AXIAL w/Tophat SF + HD	1kw	L-159	(188)
5 Inspector Interigating 6R @ +10 US SL DS EDGE OF DECK SR	6X22 AXIAL w/Tophat SF + HD	1kw	L-202	(184)
6 C Cobbles 10L @ +1 US SL DS CIRCULAR STAIRS SR	ETC 419 w/Tophat SF + HD	1kw	L-202	(193)
7 Box X <L N 7L @ P.L. US SL DS EDGE OF DECK SR	ETC 419 w/Tophat SF + HD	1kw	L-202	(37)
8 Eric Conf. 4L @ +1 US SL DS BALCONY SR HH	ETC 419 w/Tophat SF + HD	575w	L-202,R-119	(194)

NEAR BOX LEFT

LIGHTING BY: RICK FISHER
THE ROYALE THEATRE, NYC

ASSOCIATE LD: MIKE BALDASSARI
FINAL AS BUILT

FAR BOX LEFT

Unit Purpose	Type	Watts	Color	Chn
A Ken Spot < Box <u>2L @ - 6</u> US DSEME OF DECK SL DS SR	6X22 AXIAL IRIS w/Tophat (SF) + HD IRIS IS FULL OPEN	1kw	N/C	(69)
1 Bows <L <u>4L @ + 1</u> US DS OPEN SL SR	ETC 419 w/Tophat (SF) + HD	575w	L-202	(209)
2 Bows <L <u>3R @ P.L.</u> US DS TELE BOX SL SR	ETC 419 w/Tophat (SF) + HD	575w	L-202	(209)
3 STAIRS <u>SITTING @ STAIRS</u> US TOP OF RAKE SL STAIR UP RIGHT DS SR HAND RAIL	6X22 AXIAL w/Tophat (SF) + HD	1kw	L-202	(195)
4 Ken Box <u>SR @ NEAR BOX</u> US PROS SL BALCONY HAND RAIL DS #2 BOX R SR HH	6X22 AXIAL w/Tophat SF + (HD)	1kw	L-202,R-119	(196)
4A Near Pros <L <u>SL @ PROS</u> US DS OFF NEAR BX R SL PROS SR STAIRS	ETC 419 w/Tophat SF + HD	575w	L-202	(265)
5 Band Bows <u>PIT @</u> US EDGE OF DECK SL DS PIT SUPPONS SR	6X22 AXIAL w/Tophat SF + (HD)	1kw	L-202,R-119	(79)
6 Band Bows <u>PIT @</u> US EDGE OF DECK SL DS PIT SUPPONS SR	6X22 AXIAL w/Tophat SF + (HD) Axis:	1kw	L-202,R-119	(79)

FAR BOX LEFT

LIGHTING BY: RICK FISHER
THE ROYALE THEATRE, NYC

ASSOCIATE LD: MIKE BALDASSARI
FINAL AS BUILT

NEAR BOX RIGHT

Unit Purpose	Type	Watts	Color	Chn
1 Curtain Slash <R @ ----- US Pros SL DS Floor SR Axis: \neq	PAR 64 MFL w/Barndoors	1kw	L-204	(225)
2 Curtain Slash <R @ ----- US Pros SL DS SR Axis: \neq	PAR 64 NSP w/Barndoors	1kw	L-204	(225)
3 Steps <BBR @ +10 - RAISE INTO HOUSE ----- US OFF MIRROR SL DS SR SF. + HD	6X22 AXIAL w/Tophat	1kw	L-202,R-119	(182)
4 House <BBR Balcony @ House ----- US SL DS HINGE SR SF. + HD	6X22 AXIAL w/Tophat	1kw	R-119	(181)
6 SR of House Fill @ +10 ----- US SL DS WAIST SR SF. + HD	6X22 AXIAL w/Tophat	1kw	L-202,R-114	(267)
9 Steps <BBR @ +2 ----- US SL Top of MOUND DS SR SF. + HD	ETC 419 w/Tophat	1kw	L-201,R-119	(183)
10 Box X <R N @ -2 ----- US MIRROR SL DS OFF WOOD SR 2L SF. + HD	ETC 419 w/Tophat	1kw	L-201	(40)

NEAR BOX RIGHT

LIGHTING BY: RICK FISHER
THE ROYALE THEATRE, NYC

ASSOCIATE LD: MIKE BALDASSARI
FINAL AS BUILT

FAR BOX RIGHT

Unit Purpose	Type	Watts	Color	Chn
A Ken Spot < Box <u>ZL @ - 4</u> US OPEN SL DS SR	6X22 AXIAL IRIS w/Tophat (SF) + HD IRIS IS FULL OPEN	1kw	N/C	(69)
1 Bows <R <u>4L @ P.L.</u> US OPEN SL DS SR	ETC 419 w/Tophat (SF) + HD	575w	L-202	(210)
2 Bows <R <u>ZR @ P.L.</u> US OPEN SL DS SR	ETC 419 w/Tophat (SF) + HD	575w	L-202	(210)
3 House < BBR <u>CTR @ House</u> US SL HINGE DS SR HINGE	6X22 AXIAL w/Tophat SF + HD	1kw	L-206,R-119	65
4 Radio Iris <u>@ RADIO</u> US SMOKE POCKET SL DS EDGE OF PROS SR	6X22 AXIAL IRIS w/Tophat (SF) + HD IRIS TO 5'	1kw	N/C	198
6 Carpet Area <u>RUG @ AREA</u> US OPEN SL DS SR	6X22 AXIAL w/Tophat SF ⊕ HD	1kw	L-202,R-114	(38)
5A Inspector Box Bax <u>STAND @ BOX #1 LEFT</u> US EDGE OF BOX SL BOX R RAIL POSITION DS SR BOX CURTAINS	ETC 436 w/Tophat (SF) + HD	575w	L-202	(268)

LIGHTING BY: RICK FISHER
THE ROYALE THEATRE, NYC

ASSOCIATE LD: MIKE BALDASSARI
FINAL AS BUILT

FAR BOX RIGHT(continued)

5 Chair 6X22 AXIAL w/Tophat 1kw L-201,R-119 (191)
SITTING @ CHAIR (APPROX GR+2) SF ⊕ . HD
 US SL
 DS SR NEAR BOX R

6A Near Pros <R ETC 419 w/Tophat 575w L-202,R-119 (266)
SR @ FLOOR SF ⊕ . HD
 US SL
 DS OFF NEAR BOX L SR PROS

8 Staircase <Box R 6X22 AXIAL w/Tophat 1kw L-201,R-119 (39)
SITTING @ 2ND STEP SF ⊕ . HD
 US BALCONY SL FRONT OF BALCONY
 DS FOOT OF STEPS SR EDGE OF STAIRS

SR PROS RIG

Unit Purpose	Type	Watts	Color	Chn
1 SR Rig Heads <u>4L @ -5</u> US + 4 SL DS FAR BOX SR ISL	ETC 419 w/Tophat SF ⊕ . HD	575w	L-202	(11)
2 SR Rig US of Pro <u>10L @ +1</u> US MIRROR SL HH @ ISL DS MIRROR SR ISL	ETC 419 w/Tophat SF ⊕ . HD	575w	L-202,R-119	(12)
3 SR Rig Far Pro Line <u>7R @ -4</u> US SL DS EDGE OF DECK SR	ETC 419 w/Tophat SF ⊕ . HD	575w	L-202	(13)
4 SR Rig Near Pro Line <u>412 @ -2</u> US MIRROR SL \ ⊕ ISL DS EDGE OF DECK SR	ETC 426 w/Tophat SF ⊕ . HD	575w	L-202	(14)

FAR BOX RIGHT & SR PROS RIG

LIGHTING BY: RICK FISHER
THE ROYALE THEATRE, NYC

ASSOCIATE LD: MIKE BALDASSARI
FINAL AS BUILT

SL PROS RIG

Unit Purpose	Type	Watts	Color	Chn
1 SL Rig Pros <u>8R@ - 4</u> US LAMP POST DS E OF TELEBOX	ETC 419 w/Tophat SF ⊕ HD SL Pros BOTTOM SR TOP OF NEAR BOX L → ANGE US LOW	575w	L-202,R-119	(31)
2 SL Rig US 202 <u>14R@ + 4</u> US CYC DS SMOKE	ETC 419 w/Tophat SF ⊕ HD SL BASE OF LAMP POST SR HIH ON LAMP POST	575w	L-202	(32)
3 SL Rig US 203 <u>10L@ - 4</u> US LAMP POST DS JUST INSIDE TELE BOX	ETC 419 w/Tophat SF ⊕ HD SL MAX & IN GULLY SR TOP OF TELE BOX	575w	L-203,R-119	(33)
4 SL Rig Pros <u>4L@ P.L.</u> US CYC DS SMOKE	ETC 426 w/Tophat SF ⊕ HD SL MIDDLE OF YOUR BACK SR LADDER R	575w	L-202,R-119	(34)

LIGHTING BY: RICK FISHER
THE ROYALE THEATRE, NYC

ASSOCIATE LD: MIKE BALDASSARI
FINAL AS BUILT

1 ELEC

Unit Purpose	Type	Watts	Color	Chn
1 House Int <IE <u>CTR @ INSIDE HOUSE</u> US CEILING SUNSIDE HOUSE DS EDGE OF FLOOR SR INSIDE HOUSE	6X12 AXIAL SF ⊕ HD	1kw	L-206	(66)
2 House Windows <u>SL @ LOWER WINDOWS</u> US SLASH ACROSS SL TOP OF BLUE BRICKS DS WINDOWS SR DS EDGE OF WINDOWS	ETC 419 SF ⊕ HD	575w	L-201,R-119	(165)
3 House Facade <u>SL @ FACADE</u> US ATTIC SL HINGE DS COBBLES SR	ETC 426 SF ⊕ HD	575w	L-117	(164)
4 House Porch <u>BALCONY</u> US SL COBBLES DS EDGE OF BALCONY SR OFF STAIRCASE	ETC 419 SF ⊕ HD	575w	L-103,R-119	(157)
5 House Porch <u>BALCONY</u> US TOP OF BIG WINDOW SL COBBLES DS COBBLES SR COBBLES	ETC 426 SF ⊕ HD	575w	L-202,R-119	(158)
6 House Dome <u>SL @ HOUSE FACADE</u> US BLUE ATTIC SL COBBLES DS SR SR EDGE OF FRONT FACADE	ETC 426 SF ⊕ HD	575w	L-117,R-119	(156)
7 House Porch w/Steps BU <u>2nd floor @ STEPS</u> US SL DS STEPS SR	ETC 419 SF ⊕ HD	575w	L-202,R-119	(161)

(continued on next page)

LIGHTING BY: RICK FISHER
THE ROYALE THEATRE, NYC

ASSOCIATE LD: MIKE BALDASSARI
FINAL AS BUILT

1 ELEC(continued)

8	Boy @ Table Spec <u>Boy @ SR of TABLE</u> US CEILING DS SL MIDDLE of TABLE SR WALL	ETC 419	575w	R-119	(155)
9	House End Interior <u>House @ CTR</u> US ROOF/CEILING DS NOTHING UNDER HOUSE SL HINGE SR HINGE	ETC 426	575w	L-117	(167)
10	Small Window Above the Door <u>Window @ ABOVE FRONT DOOR</u> US DS FRAME TO WINDOW SL SR	ETC 419	575w	L-202,R-119	(166)
11	House Porch <u>BALCONY</u> US BELOW 2ND CORNER SL COBBLES DS COBBLES SR COBBLES	ETC 426	575w	L-201	(159)
12	House Porch B/U <u>BALCONY</u> US BELOW 2ND CORNER SL COBBLES DS COBBLES SR COBBLES	ETC 419	575w	L-159,R-119	(168)
13	House Facade <u>SF @ HOUSE</u> US ANGLE TO US DS FRONT OF HOUSE SL SR BOTTOM OF UNIT	ETC 426	575w	L-241,R-114	(263)
14	House Porch w/Steps <u>BALCONY @ HOUSE</u> US DS INTO HOLE SL SR INTO HOLE	ETC 419	575w	L-201,R-119	(160)
15	House Steps <u>SPIRAL @ STAIRCASE</u> US DS INTO HOLE SL SR INTO HOLE	ETC 419	575w	L-202,R-119	(162)

(continued on next page)

LIGHTING BY: RICK FISHER
THE ROYALE THEATRE, NYC

ASSOCIATE LD: MIKE BALDASSARI
FINAL AS BUILT

1 ELEC(continued)

16 House Facade	ETC 426	575w	L-201	(163)
<u>SR @ House</u> USHINGE SLOFF FLOOR (HINGE) SF ⊕ HD DS SR NOTHING UNDER HOUSE				

17 House Int < IE	6X12 AXIAL	1kw	R-119	(67)
<u>CTR @ INSIDE HOUSE</u> US CEILING SL HINGE SF ⊕ HD DS NOTHING UNDER SR HINGE HOUSE				

2 ELEC

Unit Purpose	Type	Watts	Color	Chn
1 US Rain L <u>24L @ +8</u> US +20 DS BORDER	1K ALT 5" w/Barndoors SL MIRROR/BORDER SP ⊕ FD SR	1kw	L-117	(91)
2 Bax L <u>22L @ +4</u> US +6 DS WOOD	2K MOLE w/Barndoors SL 24L SP ⊕ FD SR	2kw	L-117	(95)
3 US Rain L <u>20L @ +8</u> US +20 DS BORDER	1K ALT 5" w/Barndoors SL MIRROR SP ⊕ FD SR	1kw	L-117	(91)
4 Bax LC <u>18L @ +4</u> US +6 DS WOOD	2K MOLE w/Barndoors SL SP ⊕ FD SR	2kw	L-117	(96)
5 Bax LC <u>9L @ +4</u> US +6 DS WOOD	2K MOLE w/Barndoors SL SP ⊕ FD SR	2kw	L-117	(96)

(continued on next page)

1 ELEC & 2 ELEC

LIGHTING BY: RICK FISHER
THE ROYALE THEATRE, NYC

ASSOCIATE LD: MIKE BALDASSARI
FINAL AS BUILT

2 ELEC(continued))

6	House Bax <u>3L @ +6</u> US OFF ROOF (WHEN OPEN) DS - 2	SL SR	SP . + . (FD)	2K MOLE w/Barndoors	2kw	L-241	(80)
7	Bax CTR <u>5L @ +4</u> US +6 DS WOOD	SL SR	SP (+) FD	2K MOLE w/Barndoors	2kw	L-117	(97)
8	US Rain LC <u>3R @ +12</u> US +20 DS BORDER	SL SR	SP (+) FD	1K ALT 5" w/Barndoors	1kw	L-117	(92)
9	Bax RC <u>6R @ +6</u> US +12 DS WOOD	SL SR	SP (+) FD	2K MOLE w/Barndoors	2kw	L-117	(98)
10	US Rain LC <u>8R @ +12</u> US +20 DS BORDER	SL SR	SP (+) FD	1K ALT 5" w/Barndoors	1kw	L-117	(92)
11	US Rain RC <u>10R @ +11</u> US -20 DS BORDER	SL SR	SP (+) FD	1K ALT 5" w/Barndoors	1kw	L-117	(93)
12	Bax MR <u>12R @ +7</u> US -12 DS WOOD	SL SR	SP . + . FD	2K MOLE w/Barndoors	2kw	L-117	(99)
13	US Rain RC <u>16R @ +12</u> US +20 DS BORDER	SL SR	SP . + . FD	1K ALT 5" w/Barndoors	1kw	L-117	(93)

(continued on next page)

2 ELEC

LIGHTING BY: RICK FISHER
THE ROYALE THEATRE, NYC

ASSOCIATE LD: MIKE BALDASSARI
FINAL AS BUILT

2 ELEC(continued)

14 US Rain R <u>17R @ +11</u>		1K ALT 5" w/Barndoors	1kw	L-117	(94)
US + 20 DS BORDER	SL SR	SP . + . FD			
15 Bax SR <u>20R @ +9</u>		2K MOLE w/Barndoors	2kw	L-117	(100)
US + 12 DS WOOD	SL SR	SP . + . FD			
16 US Rain R <u>20R @ +10</u>		1K ALT 5" w/Barndoors	1kw	L-117	(94)
US + 20 DS BORDER	SL SR	SP ⊕ FD			

3 ELEC

Unit Purpose	Type	Watts	Color	Chn
1 Yell Cyc Bot SL <u>STRAIGHT @ CYC (DON'T LOSE USL CORNER OF CYC)</u>	2K IANARO w/Barndoors	2kw	R-14	(121)
US BLACK DS BLACK	SL SR	SP . + . (FD)		
2 Blu Cyc Bot SL <u>@</u>	2K IANARO w/Barndoors	2kw	L-143	(131)
US DS	SL SR	SP . + . (FD)		
	<i>SAME AS ABOVE</i>			
3 Grn Cyc Bot SL <u>@</u>	2K IANARO w/Barndoors	2kw	L-241	(126)
US DS	SL SR	SP . + . (FD)		
	<i>SAME AS ABOVE</i>			
4 Stl Cyc Bot SL <u>@</u>	2K IANARO w/Barndoors	2kw	L-200	(136)
US DS	SL SR	SP . + . (FD)		
	<i>SAME AS ABOVE</i>			

(continued on next page)

3 ELEC

LIGHTING BY: RICK FISHER
THE ROYALE THEATRE, NYC

ASSOCIATE LD: MIKE BALDASSARI
FINAL AS BUILT

3 ELEC(continued)

5 Yell Cyc Bot SL 2K IANARO w/Barndoors 2kw R-14 (121)
 STRAIGHT @ CYC
 US BLACK SL SP . + . (FD)
 DS BLACK SR ESCAPE

6 Blu Cyc Bot SL 2K IANARO w/Barndoors 2kw L-143 (131)
 @
 SAME AS ABOVE
 US SL SP . + . (FD)
 DS SR

7 Grn Cyc Bot SL 2K IANARO w/Barndoors 2kw L-241 (126)
 @
 SAME AS ABOVE
 US SL SP . + . (FD)
 DS SR

8 Stl Cyc Bot SL 2K IANARO w/Barndoors 2kw L-200 (136)
 @
 SAME AS ABOVE
 US SL SP . + . (FD)
 DS SR

9 Yell Cyc Bot LC 2K IANARO w/Barndoors 2kw R-14 (122)
 STRAIGHT @ CYC
 US BLACK SL SP . + . (FD)
 DS ESCAPE SR

10 Blu Cyc Bot LC 2K IANARO w/Barndoors 2kw L-143 (132)
 @
 SAME AS ABOVE
 US SL SP . + . (FD)
 DS SR

11 Grn Cyc Bot LC 2K IANARO w/Barndoors 2kw L-241 (127)
 @
 SAME AS ABOVE
 US SL SP . + . (FD)
 DS SR

12 Stl Cyc Bot LC 2K IANARO w/Barndoors 2kw L-200 (137)
 @
 SAME AS ABOVE
 US SL SP . + . FD
 DS SR

(continued on next page)

LIGHTING BY: RICK FISHER
THE ROYALE THEATRE, NYC

ASSOCIATE LD: MIKE BALDASSARI
FINAL AS BUILT

3 ELEC(continued)

13	Yell Cyc Bot CTR <i>STRAIGHT @ CYL</i> US BLACK DS <i>HOUSE DOORS (OPEN)</i>	SL SR	2K IANARO w/Barndoors	2kw	R-14	(123)
			SP . + . (FD)			
14	Blu Cyc Bot CTR @ ----- US DS	SL SR	2K IANARO w/Barndoors	2kw	L-143	(133)
	<i>SAME AS ABOVE</i>		SP . + . (FD)			
15	Grn Cyc Bot CTR @ ----- US DS	SL SR	2K IANARO w/Barndoors	2kw	L-243	(128)
	<i>SAME AS ABOVE</i>		SP . + . (FD)			
16	Stl Cyc Bot CTR @ ----- US DS	SL SR	2K IANARO w/Barndoors	2kw	L-200	(138)
	<i>SAME AS ABOVE</i>		SP . + . (FD)			
17	Yell Cyc Bot CTR <i>STRAIGHT @ CYL</i> US BLACK DS BLACK	SL SR	2K IANARO w/Barndoors	2kw	R-14	(123)
			SP . + . (FD)			
18	Blu Cyc Bot CTR @ ----- US DS	SL SR	2K IANARO w/Barndoors	2kw	L-143	(133)
	<i>SAME AS ABOVE</i>		SP . + . (FD)			
19	Grn Cyc Bot CTR @ ----- US DS	SL SR	2K IANARO w/Barndoors	2kw	L-241	(128)
	<i>SAME AS ABOVE</i>		SP . + . (FD) Axis:			
20	Stl Cyc Bot CTR @ ----- US DS	SL SR	2K IANARO w/Barndoors	2kw	L-200	(138)
	<i>SAME AS ABOVE</i>		SP . + . (FD)			

(continued on next page)

LIGHTING BY: RICK FISHER
THE ROYALE THEATRE, NYC

ASSOCIATE LD: MIKE BALDASSARI
FINAL AS BUILT

3 ELEC(continued)

21 Yell Cyc Bot RC 2K IANARO w/Barndoors 2kw R-14 (124)
STRAIGHT @ CYC
 US ~~BLACK~~ SL SP . + (FD)
 DS ~~BLACK~~ SR

22 Blu Cyc Bot RC 2K IANARO w/Barndoors 2kw L-143 (134)
 @ *SAME AS ABOVE*
 US SL SP . + (FD)
 DS SR

23 Grn Cyc Bot RC 2K IANARO w/Barndoors 2kw L-241 (129)
 @ *SAME AS ABOVE*
 US SL SP . + (FD)
 DS SR

24 Stl Cyc Bot RC 2K IANARO w/Barndoors 2kw L-200 (139)
 @ *SAME AS ABOVE*
 US SL SP . + (FD)
 DS SR Axis:

25 Yell Cyc Bot SR 2K IANARO w/Barndoors 2kw R-14 (125)
STRAIGHT @ CYC (FAVOR SR CORNER)
 US ~~BLACK~~ SL SP . + (FD)
 DS ~~BLACK~~ SR

26 Blu Cyc Bot SR 2K IANARO w/Barndoors 2kw L-143 (135)
 @ *SAME AS ABOVE*
 US SL SP . + (FD)
 DS SR

27 Grn Cyc Bot SR 2K IANARO w/Barndoors 2kw L-241 (130)
 @ *SAME AS ABOVE*
 US SL SP . + (FD)
 DS SR

28 Stl Cyc Bot SR 2K IANARO w/Barndoors 2kw L-200 (140)
 @ *SAME AS ABOVE*
 US SL SP . + (FD)
 DS SR

LIGHTING BY: RICK FISHER
THE ROYALE THEATRE, NYC

ASSOCIATE LD: MIKE BALDASSARI
FINAL AS BUILT

4 ELEC

Unit Purpose	Type	Watts	Color	Chn
1 TQ Cyc Top SL <i>SL CORNER @ OF CYC</i>	1K ALT 5" w/Barndoors	1kw	L-354	(116)
US BLACK DS BLACK	SL MIRROR SR	SP . + (FD)		
2 STL Cyc Top SL @	1K ALT 5" w/Barndoors	1kw	L-161	(111)
US DS	SL SR	SP . + (FD)		
<i>SAME AS ABOVE</i>				
3 Amb Cyc Top SL @	1K ALT 5" w/Barndoors	1kw	L-238,L-238	(106)
US DS	SL SR	SP . + (FD) Axis:		
<i>SAME AS ABOVE</i>				
4 Yel Cyc Top SL @	1K ALT 5" w/Barndoors	1kw	R-14	(101)
US DS	SL SR	SP . + (FD)		
<i>SAME AS ABOVE</i>				
5 TQ Cyc Top SL <i>STRAIGHT @ CYC</i>	1K ALT 5" w/Barndoors	1kw	L-354	(116)
US BLACK DS BLACK	SL SR	SP . + (FD)		
6 STL Cyc Top SL @	1K ALT 5" w/Barndoors	1kw	L-161	(111)
US DS	SL SR	SP . + (FD)		
<i>SAME AS ABOVE</i>				
7 Amb Cyc Top SL @	1K ALT 5" w/Barndoors	1kw	L-238,L-238	(106)
US DS	SL SR	SP . + (FD)		
<i>SAME AS ABOVE</i>				

(continued on next page)

LIGHTING BY: RICK FISHER
THE ROYALE THEATRE, NYC

ASSOCIATE LD: MIKE BALDASSARI
FINAL AS BUILT

4 ELEC (continued)

8 Yel Cyc Top SL 1K ALT 5" w/Barndoors 1kw R-14 (101)

STRAIGHT @ CYC

US BLACK SL SP . + (FD)
DS BLACK SR Axis:

9 TQ Cyc Top LC 1K ALT 5" w/Barndoors 1kw L-354 (117)

@ SAME AS ABOVE
US SL
DS SR SP . + (FD)
Axis:

10 STL Cyc Top LC 1K ALT 5" w/Barndoors 1kw L-161 (112)

@ SAME AS ABOVE
US SL
DS SR SP . + (FD)
Axis:

11 Amb Cyc Top LC 1K ALT 5" w/Barndoors 1kw L-238,L-238 (107)

@ SAME AS ABOVE
US SL
DS SR SP . + (FD)
Axis:

12 Yel Cyc Top LC 1K ALT 5" w/Barndoors 1kw R-14 (102)

@ SAME AS ABOVE
US SL
DS SR SP . + (FD)
Axis:

13 TQ Cyc Top CTR 1K ALT 5" w/Barndoors 1kw L-354 (118)

@ SAME AS ABOVE
US SL
DS SR SP . + (FD)
Axis:

14 STL Cyc Top CTR 1K ALT 5" w/Barndoors 1kw L-161 (113)

STRAIGHT @ CYC

US BLACK SL SP . + (FD)
DS HOUSE DOORS SR

(continued on next page)

4 ELEC

LIGHTING BY: RICK FISHER
THE ROYALE THEATRE, NYC

ASSOCIATE LD: MIKE BALDASSARI
FINAL AS BUILT

4 ELEC (continued)

15	Amb Cyc Top CTR <i>STRAIGHT @ CYC</i> US BLACK DS DOOR OPEN	SL SR	SP . + (FD)	1K ALT 5" w/Barndoors	1kw	L-238,L-238	(108)
16	Yel Cyc Top CTR <i>@</i> ----- US DS	SL SR	<i>SAME AS ABOVE</i> SP . + (FD)	1K ALT 5" w/Barndoors	1kw	R-14	(103)
17	Small House Top <i>@</i> ----- US <i>FRAME TO</i> DS <i>SMALL HOUSE</i>	SL SR	SF (+) HD	ETC 419	575w	L-201	(264)
18	TQ Cyc Top RC <i>STRAIGHT @ CYC</i> US BLACK DS BLACK	SL SR	SP . + (FD)	1K ALT 5" w/Barndoors	1kw	L-354	(119)
19	STL Cyc Top RC <i>@</i> ----- US DS	SL SR	<i>SAME AS ABOVE</i> SP . + (FD)	1K ALT 5" w/Barndoors	1kw	L-161	(114)
20	Amb Cyc Top RC <i>@</i> ----- US DS	SL SR	<i>SAME AS ABOVE</i> SP . + (FD)	1K ALT 5" w/Barndoors	1kw	L-238,L-238	(109)
21	Yel Cyc Top RC <i>@</i> ----- US DS	SL SR	<i>SAME AS ABOVE</i> SP . + (FD)	1K ALT 5" w/Barndoors	1kw	R-14	(104)
22	TQ Cyc Top RC <i>@</i> ----- US DS	SL SR	<i>SAME AS ABOVE</i> SP . + (FD)	1K ALT 5" w/Barndoors	1kw	L-354	(119)

(continued on next page)

4 ELEC

LIGHTING BY: RICK FISHER
THE ROYALE THEATRE, NYC

ASSOCIATE LD: MIKE BALDASSARI
FINAL AS BUILT

4 ELEC (continued)

23	STL Cyc Top RC <i>STRAIGHT @ CYC</i>		1K ALT 5" w/Barndoors	1kw	L-161	(114)
	US BLACK DS BLACK	SL SR	SP . + . (FD)			
24	Amb Cyc Top RC <i>@</i>	<i>SAME AS ABOVE</i>	1K ALT 5" w/Barndoors	1kw	L-238,L-238	(109)
	US DS	SL SR	SP . + . (FD)			
25	Yel Cyc Top RC <i>@</i>	<i>SAME AS ABOVE</i>	1K ALT 5" w/Barndoors	1kw	R-14	(104)
	US DS	SL SR	SP . + . (FD)			
26	Small House Top <i>@</i>		ETC 419	575w	L-201	(246)
	US FRAME TO DS SMALL HOUSE	SL SR	SF . (A) HD			
27	TQ Cyc Top SR <i>STRAIGHT @ CYC</i>		1K ALT 5" w/Barndoors	1kw	L-354	(120)
	US BLACK DS BLACK	SL SR	SP . + . (FD)			
28	STL Cyc Top SR <i>R @ CORNER OF CYC</i>		1K ALT 5" w/Barndoors	1kw	L-161	(115)
	US BLACK DS BLACK	SL SR	SP . + . (FD)			
29	Amb Cyc Top SR <i>STRAIGHT @ CYC</i>		1K ALT 5" w/Barndoors	1kw	L-238,L-238	(110)
	US BLACK DS BLACK	SL SR	SP . + . (FD)			
30	Yel Cyc Top SR <i>@</i>	<i>SAME AS ABOVE</i>	1K ALT 5" w/Barndoors	1kw	R-14	(105)
	US DS	SL SR	SP . + . (FD)			

(continued on next page)

4 ELEC

LIGHTING BY: RICK FISHER
THE ROYALE THEATRE, NYC

ASSOCIATE LD: MIKE BALDASSARI
FINAL AS BUILT

4 ELEC (continued)

31 Yel Cyc Top SR 1K ALT 5" w/Barndoors 1kw R-14 (105)

SR @ CORNER OF CYC

US ~~BLACK~~ SL SP. + (FD)
DS ~~BLACK~~ *SREGE OF CYC*

32 Amb Cyc Top SR 1K ALT 5" w/Barndoors 1kw L-238,L-238 (110)

@ SAME AS

US SL *ABOVE* SP. + (FD)
DS SR

33 TQ Cyc Top SR 1K ALT 5" w/Barndoors 1kw L-354 (120)

@ SAME AS

US SL *ABOVE* SP. + (FD)
DS SR

LIGHTING BY: RICK FISHER
THE ROYALE THEATRE, NYC

ASSOCIATE LD: MIKE BALDASSARI
FINAL AS BUILT

BOOM LEFT

Unit Purpose	Type	Watts	Color	Chn
1 Rain <L Par DS <i>STRAIGHT @ ACROSS - JUST UNDER THE BORDER</i> US BORDER SL DS <i>SAMPLE</i> SR Axis: <i>SL+SR</i>	PAR 64 NSP w/Barndoors	1kw	L-201	(71)
2 Rain <L Par DS @ US SL DS SR Axis: <i>SL+SR</i> <i>SAME AS ABOVE</i>	PAR 64 NSP w/Barndoors	1kw	L-201	(71)
3 Rain <L DS 1 @ US SL DS SR Axis: <i>SL+SR</i> <i>SAME AS ABOVE SF (+) HD</i>	ETC 419 w/Half Hat	575w	L-202	(72)
4 Rain <L DS 2 @ US SL DS SR Axis: <i>SL+SR</i> <i>SAME AS ABOVE SF (+) HD</i>	ETC 426 w/Half Hat	575w	L-202	(73)
5 Rain <L DS 1 <i>LOWER @ THAN UNIT 3</i> US BORDER/AYC SL DS <i>SAMPLE</i> SR Axis: <i>SL+SR</i> <i>SF (+) HD</i>	ETC 419 w/Half Hat	575w	L-202	(72)
6 Rain <L DS 2 @ US SL DS SR Axis: <i>SL+SR</i> <i>SAME AS ABOVE SF (+) HD</i>	ETC 426 w/Half Hat	575w	L-202	(73)
7 Lo X <L Slot <i>CTR @ HOUSE OPEN</i> US HINGE SL LINE OF MOLDING ABOVE CURTAINS DS HINGE SR LINE OF CURTAINS Axis: <i>SL+SR</i> <i>SF (+) HD</i>	ETC 419 w/Half Hat	575w	L-117	(59)
8 Lo X <L House <i>FRAME @ SL DOOR OF HOUSE</i> US HINGE SL DS <i>EDGE OF DOOR</i> SR <i>CORNICE</i> <i>RED BRICKS</i> Axis: <i>SL+SR</i> <i>SF (+) HD</i>	ETC 426 w/Half Hat	575w	L-201,R-119	(60)

(continued next page)

BOOM LEFT

LIGHTING BY: RICK FISHER
THE ROYALE THEATRE, NYC

ASSOCIATE LD: MIKE BALDASSARI
FINAL AS BUILT

BOOM LEFT (continued)

9	Lo X <L FOH <u>BL @ +5</u> US FRONT OF BALCONY SL DS	ETC 419 w/Half Hat (SF) + . HD	575w	L-202	(57)
10	Lo X <L House <u>INTO @ HOUSE</u> US HINGE DS HINGE SL FLOOR SR LINE OF MOLDING ABOVE CURTAINS	ETC 426 w/Half Hat (SF) + . HD	575w	L-204	(58)
11	Lo X <L Far Pro <u>QL @ +5</u> US CYC DS DS EDGE OF PROS SL ZR SR LADDER SR	ETC 426 w/Half Hat (SF) + . HD	575w	L-202	(55)
12	Cyc SL Corner <u>CYC @ SL CORNER</u> US BLACK DS SL MIRROR SR	ETC 426 w/Half Hat (SF) + . HD	575w	L-143.R-119	(56)
13	Lo X <L to Pro <u>LR @ -3</u> US DS TELE BOX SL BASE OF PROS SR LADDERS SR	ETC 426 w/Half Hat (SF) + . HD	575w	L-202	(53)
14	Lo X <L Mid Stg <u>SR @ +5</u> US BALCONY DS MAKE SL BOT OF LAMP POST SR LADDERS SR	ETC 419 w/Half Hat (SF) + . HD	575w	L-202	(54)
15	Lo X <L Pro Line <u>L @ P.L.</u> US BALCONY DS SL BASE OF PROS SR LADDER SR	ETC 426 w/Half Hat (SF) + . HD	575w	L-202	(51)
16	Lo X <L CS Cobble <u>ZL @ P.L.</u> US DS DS EDGE OF TELE BOX SL BASE OF PROS SR RED VELOUR ON 1 BOX R	ETC 419 w/Half Hat (SF) + . HD	575w	L-202,R-119	(52)

(continued next page)

BOOM LEFT

LIGHTING BY: RICK FISHER
THE ROYALE THEATRE, NYC

ASSOCIATE LD: MIKE BALDASSARI
FINAL AS BUILT

BOOM LEFT (continued)

17 Side Bash	PAR 64 NSP w/Barndoors	1kw	L-202	(172)
<p><u>16L @ +3</u> US BALCONY SL DS DS EDGE OF PROS SR Axis: PARALLEL TO THE DECK</p>				
18 Side Bash	PAR 64 NSP w/Barndoors	1kw	L-201	(173)
<p><u>SR @ END OF 1ST RAIN PIPE</u> US BALCONY SL DS PROS SR Axis: SL+SR</p>				

LADDER LEFT

Unit Purpose	Type	Watts	Color	Chn
2 Rain <L Par MS	PAR 64 MFL w/Barndoors	1kw	L-202	(74)
<p><u>STRAIGHT @ ACROSS (FAVOR US)</u> US HOUSE SL FLOOR DS PROS SR BORDERS Axis: SL+SR</p>				
3 Rain <L Par MS	PAR 64 MFL w/Barndoors	1kw	L-202	(74)
<p><u>STRAIGHT @ ACROSS (FAVOR DS)</u> US HOUSE SL FLOOR DS PROS SR BORDERS Axis: SL+SR</p>				
4 Rain <L I17	ETC 426 w/Half Hat	575w	L-117	(78)
<p><u>STRAIGHT @ ACROSS (UNDER BORDERS)</u> SF ⊕ HD US HOUSE (CLOSET) SL DECK DS SMOKE SR FLY FLOOR</p>				
5 Rain <L US	ETC 419 w/Half Hat	575w	L-202	(76)
<p><u>STRAIGHT @ ACROSS (F RAIN)</u> SF ⊕ HD US CYL SL DS SR FLY FLOOR</p>				
7 SL Fill	ETC 426 w/Half Hat	575w	L-202,R-119	(177)
<p><u>6L @ +5</u> US BALCONY SL GULLY DS SMOKE SR</p>				

(continued on next page)

BOOM LEFT & LADDER LEFT

LIGHTING BY: RICK FISHER
THE ROYALE THEATRE, NYC

ASSOCIATE LD: MIKE BALDASSARI
FINAL AS BUILT

LADDER LEFT(continued)

8	SL Fill	ETC 419 w/Half Hat	575w	L-202	(177)
	<u>COL @ +5</u> US BALCONY DS SMOKE	SL GULLY SR	SF (+) HD		
9	Rain <L US	ETC 419 w/Half Hat	575w	L-202	(76)
	<u>STRAIGHT @ ACROSS (UNDER LAMP S)</u> US HOUSE DS SMOKE	SL SR	SF (+) HD		
10	BALCONY <L	ETC 419 w/Half Hat	575w	L-202	(171)
	<u>BALCONY</u> US CYC DS EDGE OF BALCONY	SL HOUSE FLOOR SR HH	SF (+) HD		
13	Par Bott	ETC 426 w/Half Hat	575w	L-202	(180)
	<u>10L @ +5</u> US BALCONY DS SMOKE	SL & WITH GULLY SR HH	SF (+) HD		
12	Par OW	ETC 426 w/Half Hat	575w	N/C	(178)
	<u>4 @ +5</u> US CYC/BALCONY DS	SL & WITH GULLY SR HH	SF (+) HD		
14	Par Bott	ETC 419 w/Half Hat	575w	L-202	(180)
	<u>10L @ +5</u> US BALCONY DS SMOKE	SL & WITH GULLY SR HH	SF . + . HD		
15	Rain <L	PAR 64 NSP w/Barndoors	1kw	L-202	(186)
	<u>SR @ EDGE OF 151 RAIN PIPE</u> US HOUSE DS PROS	SL SR	AXIS: SL+SR		
17	Rain <L MS	ETC 426 w/Half Hat	575w	L-201	(75)
	<u>STRAIGHT @ ACROSS</u> US BALCONY DS SMOKE	SL DECK SR	SF (+) HD		

(continued on next page)

LADDER LEFT

LIGHTING BY: RICK FISHER
THE ROYALE THEATRE, NYC

ASSOCIATE LD: MIKE BALDASSARI
FINAL AS BUILT

LADDER LEFT(continued)

18 Rain <L MS	ETC 419 w/Half Hat	575w	L-201	(75)
<u>STRAIGHT @ ACROSS</u> US BALCONY DS SMOKE	SF (+) HD SL DECK SR			
19 US Par Bm	ETC 419 w/Half Hat	575w	L-202.R-119	(179)
<u>E @ +3</u> US BALCONY DS * / TAE	SF + HD SL E SR H H			
A 1 & A 2 Mini Strip <L	MINI-STRIP EYF	750w	L-203	(233)
<u>STRAIGHT ACROSS</u>				

SHIN GOALPOST SL

Unit Purpose	Type	Watts	Color	Chn
1 Lo Cover <L	ETC 426 w/Half Hat	575w	L-241,R-114	(174)
<u>COL @ +5</u> US BALCONY/CYC DS SMOKE	SF + HD SL SL COBBLE HUMP SR TOP OF SR LADDER			
2 Lo Cover <L DS	ETC 419 w/Half Hat	575w	L-241	(175)
<u>SE @ PROS</u> US LAMP POST DS * DS OF TELEBOX	SF + HD SL SL COBBLE HUMP SR			
3 End Crawl	ETC 419 w/Half Hat	575w	L-201	(176)
<u>12R @ -1</u> US DS DS EDGE OF TELEBOX	SF + HD SL SR OFF PROS RIG R * To US			

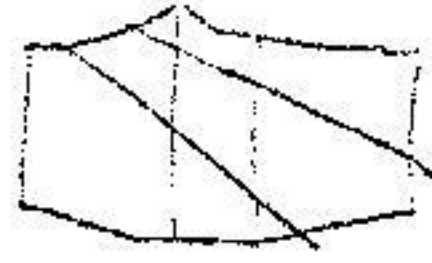
LADDER LEFT & SHIN GOALPOST SL

LIGHTING BY: RICK FISHER
THE ROYALE THEATRE, NYC

ASSOCIATE LD: MIKE BALDASSARI
FINAL AS BUILT

BOOM RIGHT

Unit Purpose	Type	Watts	Color	Chn
1 Rain <R DS 1/3 <u>JUST @ UNDER BORDER</u> US MIRROR SL DS SMOKE SR	ETC 419 w/Half Hat SF (+) HD	575w	L-202	(81)
2 Slot End <u>INTO @ HOUSE</u> US HINGE SL MOLDING (PLATE RAIL) DS HINGE SR FLOOR OF HOUSE	ETC 419 w/Half Hat (SF) + HD	1kw	L-117	(211)
3 Rain <R DS 1/3 <u>OVERLAP @ UNIT #1</u> US MIRROR SL DS SMOKE SR	ETC 419 w/Half Hat SF (+) HD	575w	L-202	(81)
4 LF House <u>SLASH @ SMALL HOUSE</u> US SL DS SR LAMP POST	6X22 AXIAL w/Half Hat SF (+) HD	1kw	L-241,R-119	(197)
5 Rain <R DS 2/3 <u>STRAIGHT @ ACROSS (JUST UNDER FLOOR)</u> US BLACK SL SL DS SMOKE SR	ETC 419 w/Half Hat SF (+) HD	575w	L-202	(82)
7 Rain <R DS 3/3 <u>1BL @ +3</u> US BLACK SL SL 20L DS SMOKE SR	ETC 419 w/Half Hat SF (+) HD	575w	L-202	(83)
9 Lo X <R Chair <u>7R @ +4</u> US MIRROR SL MIRROR / UNDER BALCONY DS SR	ETC 419 w/Half Hat (SF) + HD	575w	L-202	(47)



(continued on next page)

BOOM RIGHT

LIGHTING BY: RICK FISHER
THE ROYALE THEATRE, NYC

ASSOCIATE LD: MIKE BALDASSARI
FINAL AS BUILT

BOOM RIGHT (continued)

10	Lo X <R Pros C <u>4 @ P.L.</u> US MIRROR DS SMOKE	ETC 419 w/Half Hat	575w	L-202	(45)
					SF ⊕ HD SL LADDER SL SR 12L
11	Lo X <R Mid Gully <u>2R @ +2</u> US LAMP POST DS	ETC 419 w/Half Hat	575w	L-202,R-119	(46)
					SF + HD SL Gully TO SMOKE PACKET SR
12	Lo X <R Pond <u>5L @ P.L. (POND)</u> US DS off 1 Box L	ETC 419 w/Half Hat	575w	L-202,R-119	(43)
					SF + HD SL HH on PROS SR
13	Lo X <R Gully <u>12R @ +4</u> US BALCONY DS off 1 Box L	ETC 419 w/Half Hat	575w	L-202,R-119	(44)
					SF ⊕ HD SL RED VELOUR ON SL BOX SR EL
14	Lo X <R SR <u>14R @ +2</u> US MIRROR DS off 1 Box L	ETC 426 w/Half Hat	575w	L-202,R-119	(41)
					SF + HD SL HH STANDING @ 14R SR
15	Lo X <R SRC <u>4 @ +0 (IN FRONT OF STEPS)</u> US BALCONY DS SMOKE	ETC 426 w/Half Hat	575w	L-202,R-119	(42)
					SF + HD SL HH SR w/DECK - PROS
16	Side Bash <R <u>14R @ +3</u> US MIRROR DS	PAR 64 NSP w/Barndoors	1kw	L-202	(213)
					SL SR Axis: US/DS
17	Chair Eric <u>6R @ +5</u> US LAMP POST DS w/ON SL PROS "OPEN US"	ETC 426 w/Half Hat	575w	R-53	(212)
					(SF) + HD SL HH SR SL PROS

BOOM RIGHT

LIGHTING BY: RICK FISHER
THE ROYALE THEATRE, NYC

ASSOCIATE LD: MIKE BALDASSARI
FINAL AS BUILT

1 LADDER RIGHT

Unit Purpose	Type	Watts	Color	Chn
1 Rain <R MS 1/2 <i>STRAKE @ Across - JUST UNDER BORDER</i> US BLACK SL SL DS SMOKE SR	ETC 426 w/Half Hat SF (+) HD	575w	L-202	(84)
2 Rain <R MS 1/2 <i>STRAKE @ Across - LOWER THAN LAMP #1</i> US BLACK SL SL DS SMOKE SR	ETC 426 w/Half Hat SF (+) HD	575w	L-202	(84)
3 Rain <R MS 117 @ US SL DS SR	ETC 419 w/Half Hat SAME AS #1 SF . + . HD	575w	L-117	(87)
4 Rain <R MS 117 @ US SL DS SR	ETC 419 w/Half Hat SAME AS #2 SF . + . HD	575w	L-117	(87)
5 Rain <R MS 2/2 <i>STRAKE @ Across</i> US MIPPOF SL DS SMOKE SR	ETC 419 w/Half Hat SF (+) HD	575w	L-202	(85)
6 Rain <R @ US SL DS SR	ETC 426 w/Half Hat SAME AS ABOVE SF (+) HD	575w	L-202	(84)
7 Rain <R MS 117 @ US SL DS SR	ETC 419 w/Half Hat SAME AS ABOVE SF (+) HD	575w	L-117	(88)

(continued on next page)

LIGHTING BY: RICK FISHER
THE ROYALE THEATRE, NYC

ASSOCIATE LD: MIKE BALDASSARI
FINAL AS BUILT

1 LADDER RIGHT (continued)

8	Rain <R MS 117	ETC 419 w/Half Hat	575w	L-117	(88)
	<u>STRAIGHT @ ACROSS</u>	SF (+) HD			
	US MIRROR SL				
	DS SMOKE SR				
9	Rain <R MS 2/2	ETC 419 w/Half Hat	575w	L-202	(85)
	<u>STRAIGHT @ ACROSS</u>	SF (+) HD			
	US MIRROR SL				
	DS SMOKE SR OFF DECK				
10	House <R	ETC 419 w/Half Hat	575w	L-201,R-119	(169)
	<u>SR @ DOOR (CLOSED) OF HOUSE</u>	SF (+) HD			
	US HINGE SL CORNER				
	DS FRONT EDGE SR RED BRICK				
11	Radio <USR	6X22 AXIAL w/Half Hat	1kw	R-53	(199)
	<u>15L @ +2</u>	SF (+) HD			
	US BLACK SL				
	DS LAMP POST SR 20L				
12	Steps <R	6X22 AXIAL w/Half Hat	1kw	L-202,R-119	(214)
	<u>HOUSE @ STEPS</u>	SF . + (HD)			
	US MIRROR SL				
	DS SR 3 RD STEP				
13	Eric DS House	6X22 AXIAL w/Half Hat	1kw	L-202,R-119	(262)
	<u>6L @ +5</u>	SF . + (HD)			
	US MIRROR SL				
	DS SR FLOOR				
14	Gully <R	ETC 419 w/Half Hat	575w	R-53	(217)
	<u>10R @ +3</u>	SF . + (HD)			
	US SL HH DIAG TO US				
	DS 1 BOX L SR 15L				
15	SR B/U	ETC 419 w/Half Hat	575w	L-202	(215)
	<u>10R @ +5</u>	SF . + (HD)			
	US BALCONY SL				
	DS DS EDGE OF SR				

(continued on next page)

1 LADDER RIGHT

LIGHTING BY: RICK FISHER
THE ROYALE THEATRE, NYC

ASSOCIATE LD: MIKE BALDASSARI
FINAL AS BUILT

1 LADDER RIGHT (continued)

16	Rain <R MS 201 <u>STRAIGHT @ ACROSS</u> - UNDER BORDER (AS MUCH OF RAIN AS POSSIBLE) US MIRROR DS SMOKE	ETC 426 w/Half Hat SL FLY FLOOR SR	575w	L-201	(86)
17	SR Upper Crater <u>12R @ +14</u> US CYC DS	ETC 426 w/Half Hat SL House Floor SR MOUND	575w	L-202	(216)
18	Chair Fan/Grp <u>4R @ +5</u> US BALCONY DS PROS	ETC 419 w/Half Hat SL HH SR	575w	R-53	(218)
19	USR <u>6R @ +12</u> US CYC DS COLUMN ON STAIRS	ETC 426 w/Half Hat SL SR MIDDLE OF MOUND & To DS	575w	L-201	(219)
20	Rain <R MS 201 <u>STRAIGHT @ ACROSS</u> US MIRROR DS SMOKE	ETC 426 w/Half Hat SL SR DECK	575w	L-201	(86)

2 LADDER RIGHT

Unit Purpose	Type	Watts	Color	Chn
1 Rain <R US 117 <u>STRAIGHT @ ACCESS</u> (Below BORDER) US MIRROR DS SMOKE	ETC 419 w/Half Hat SL FLY FLOOR SR	575w	L-117	(89)
2 Rain <R US 117 <u>Below @ UNIT #1</u> US MIRROR DS SMOKE	ETC 419 w/Half Hat SL FLY FLOOR SR	575w	L-117	(89)

(continued on next page)

1 LADDER RIGHT & 2 LADDER RIGHT

LIGHTING BY: RICK FISHER
THE ROYALE THEATRE, NYC

ASSOCIATE LD: MIKE BALDASSARI
FINAL AS BUILT

2 LADDER RIGHT(continued)

3	Balcony <R <i>House @ BALCONY</i> US MIRROR SL HH DS EDGE OF BALCONY SR ONTO BALCONY	ETC 419 w/Half Hat SF ⊕ HD	575w	R-53	(170)
4	SK <R B/U <i>⊕ @ + 4</i> US HOUSE SL BOX IN SP. + ⊕ FD DS DS EDGE OF PRCS SR " "	2K MOLE w/Barndoors	2kw	N/C	(221)

PERCH LADDER

Unit	Purpose	Type	Watts	Color	Chn
1	Blu Cyc Corner <i>FILL IN @ SR CORNER w/CHAN</i> US SL (135) SF. + ⊕ HD DS SR	ETC 436	575w	L-143,R-119	(146)
2	Grn Cyc Corner <i>FILL IN @ SR CORNER w/CHAN</i> US SL (130) SF. + ⊕ HD DS SR	ETC 436	575w	L-241,R-119	(145)
3	Yell Cyc Corner <i>FILL IN @ SR CORNER w/CHAN</i> US SL (125) SF. + ⊕ HD DS SR	ETC 436	575w	R-14,R-114	(141)
4	161 Cyc Corner <i>FILL IN @ SR CORNER w/CHAN</i> US SL (115) SF. + ⊕ HD DS SR	ETC 436	575w	L-161,R-119	(143)
5	TQ Cyc Corner <i>FILL IN @ SR CORNER w/CHAN</i> US SL (120) SF. + ⊕ HD DS SR	ETC 436	575w	L-354,R-119	(144)

(continued on next page)

PERCH LADDER

LIGHTING BY: RICK FISHER
THE ROYALE THEATRE, NYC

ASSOCIATE LD: MIKE BALDASSARI
FINAL AS BUILT

PERCH LADDER (continued)

6	200 Cyc Corner	ETC 436	575w	L-200,R-119	(147)
	<u>FILL IN @ SR CORNER w/CHAN</u>				
	US	SL			
	DS	SR			(140)

SF. + HD

7	Amb Cyc Corner	ETC 436	575w	L-238,L-238,R-119	(142)
	<u>FILL IN @ SR CORNER w/CHAN</u>				
	US	SL			
	DS	SR			(110)

SF. + HD

FLY RAIL SR

Unit Purpose	Type	Watts	Color	Chn
1 Fly Rail 2K Box	2K MOLE w/Barndoors	2kw	L-202	(50)
<u>SL @ GULLY</u>				
US	SL			
DS	SR			
	SP. + FD			
2 Fly Rail <R Ger Spec	6X16 AXIAL IRIS w/Half Hat	1kw	L-241,R-119	(30)
<u>SL @ DS OF LITTLE HOUSE</u>				
US	SL			
DS	SR			
	SF. + HD			
	8' IRIS			

HMI POSITION


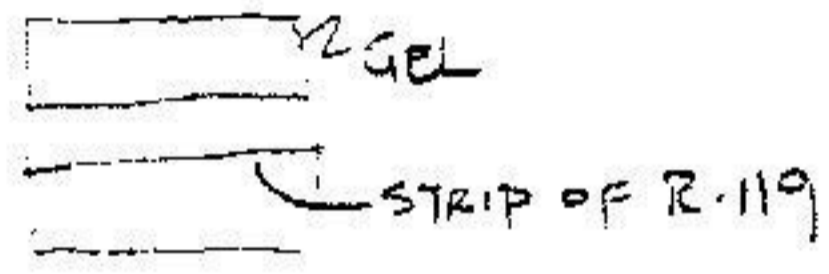
Unit Purpose	Type	Watts	Color	Chn
1 HMI	4K HMI FRESNEL	4kw	N/C	Power (149) Douser (150)
<u>1BR @ +12</u>				
US House	SL			
DS DS EDGE OF POS	SR			
	SP. + FD			

PERCH LADDER & FLY RAIL SR & HMI POSITION

LIGHTING BY: RICK FISHER
THE ROYALE THEATRE, NYC

ASSOCIATE LD: MIKE BALDASSARI
FINAL AS BUILT

FLOOR BIRDIES

Unit Purpose	Type	Watts	Color	Chn
1 Curtain Slash <L @ 	PAR 16 ELH	300w	N/C	(226)
2 Curtain Slash <L 12L @ - 3 - NOT DS OF BOXES SR	PAR 16 ELH	300w	N/C	(226)
3 Trap Birdie MAX @ SHOW CURTAIN	PAR 16 ELH	300w	N/C	(227)
4 Shadow <R @ US FRAME SL DS TO SR HOUSE SP. + (RD) 	MICRO ELLIPSE ENH	250w	L-202, 1/2 R-119	(231)
5 Pars Under Hse(Side of Pit) SCRAPE @ SIDE OF PIT	PAR 16 ELH	300w	N/C	(247)
6 Pars Under Hse(Side of Pit) SCRAPE @ SIDE OF PIT	PAR 16 ELH	300w	N/C	(247)
7 Pars Under Hse(US Wall of Pit) SCRAPE @ US WALL OF PIT	PAR 16 ELH	300w	N/C	(269)
8 Small Hse <L SL @ SMALL HOUSE - BD OFF CYC	PAR 16 EXX	250w	L-202	(242)
9				
10 Small Hse <R SR @ SMALL HOUSE - BD OFF CYC US, + DS EDGE, AND TOP OF LAMP POST	PAR 16 ENH	250w	L-202	(241)

LIGHTING BY: RICK FISHER
THE ROYALE THEATRE, NYC

ASSOCIATE LD: MIKE BALDASSARI
FINAL AS BUILT

HOUSE BIRDIES

Unit Purpose	Type	Watts	Color	Chn
1 Arch SL Birdie <u>DSR @ IN HOUSE (TIP OFF CEILING)</u>	PAR 16 EXX	250w	N/C	(251)
2 Arch SL Birdie <u>USR @ IN HOUSE (TIP OFF CEILING)</u>	PAR 16 EXX	250w	N/C	(251)
3 Arch SR Birdie <u>DSL @ IN HOUSE (TIP OFF CEILING)</u>	PAR 16 EXX	250w	N/C	(251)
4 Arch SR Birdie <u>USL @ IN HOUSE (TIP OFF CEILING)</u>	PAR 16 EXX	250w	N/C	(251)
5 Window Bax Birdie <u>TROUGH @ SR WINDOWS</u>	PAR 16 EXX	250w	N/C	(253)
6 Window Bax Birdie <u>TROUGH @ SL WINDOWS</u>	PAR 16 EXX	250w	N/C	(253)
7 Chimney Birdie Inside <u>STRAIGHT UP MIDDLE PIPE</u>	PAR 16 ENH	250w	N/C	(252)
8 Chimney Birdie Outside <u>LIGHT SMOKE COMING OUT OF PIPE</u>	PAR 16 EXX	250w	N/C	(252)

HOUSE BIRDIES