

Focus

FRONT - BOOTH

FULL STAGE WASH - IN WIDTH
FACE OF STAGE TO BOTTOM
OF WHITE CYC IN DEPTH.

BAL. L OR R.

FULL WASH FROM CENTER TO SIDE
HEAD HIGH AT 3'0" ABOVE
CURTAIN LINE.


FIRST PIPE (NUMBER S.S.R. → S.L.)

#1. LETTER BENCH → FOCUS INTO AREA FOR
LETTER BENCH - D + E PEICE S.R.
ERLAND - SP. HOUSE DARK
MEADOW - S.E. ~~AD PACE HERODINE~~

#2. LETTER - HOUSE → FOCUS INTO HOUSE FRAME
TO WIDTH OF HOUSE
HEAD HIGH AT TOP OF
PLATFORM.



#3 - #6 - #11 - BLUE WASH - REGULATE HEIGHT
BY SHADOW ON WHITE CYC.
PATTERN





#4 - (4) ○ ○ Down LIGHT STAGE - RIGHT.
FOCUS TO COVER CIRCLE 10'
DIAM - TIP SLIGHTLY UP STAGE

#5 - #8 - #9. PINK WASH - SAME AS BLUE

Focus

1ST PIPE (CON)

#7 -  DOWN LIGHT S.C.
PATTERN SAME AS #4.

#10 -  SAME AS #4, #7. S.L.

#12 SPRING HOUSE X WASH INTO HOUSE (D.R.)
HEAD HIGH ON HOSE
PLATFORM - JUMP STICKS
ALSO WORKS FOR D MEADOW
S.R. PERCE - ISLAND, HERBAGE

#13. CIRCUS BENCH COVER BENCH AREA S.L.
ALSO USED FOR ~~CAGE~~ CAGE
INTO DRESS + IN FRONT OF
SNAKE. ~~IS~~

ALL

2ND PIPE - #1. X-LIGHT FROM CENTER → S.L.

#2. DOWN LIGHT

#3 X-LIGHT FROM CENTER → S.R.

3RD PIPE → SAME

4TH PIPE → SAME. ~~IS~~ KEEP OFF
C.Y.C.

TORS → ALL TORMS X-LIGHT HEAD HIGH AT
CENTER.

Focus

1st PIPE

