

BALCONY RAIL FOCUS

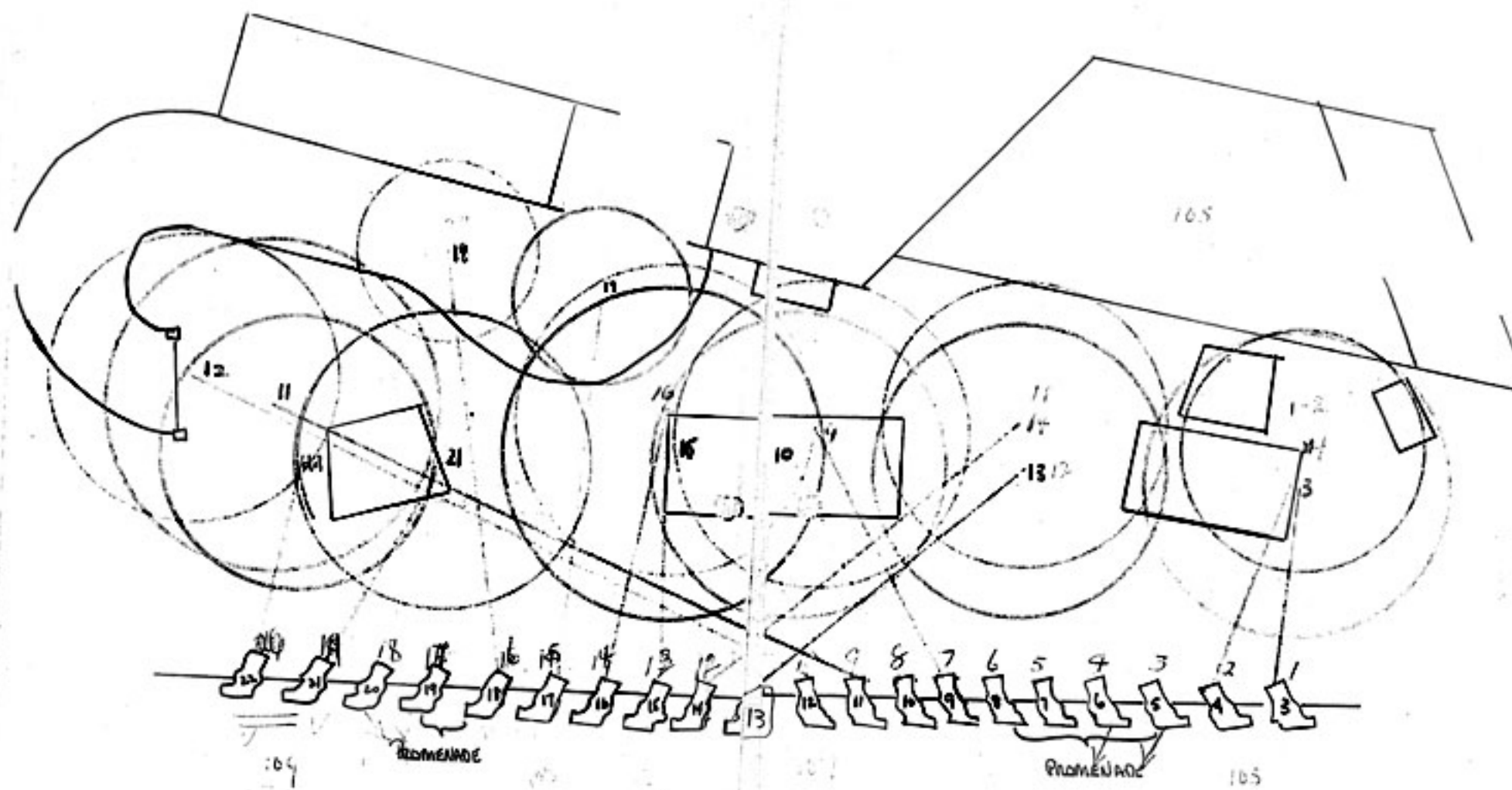
KEY SPOTS	FOCUS TO SCENE	FOCUS AREA	TOP SHUTTER	BOTTOM SHUTTER
1-10	STREET TRAV.	R.S.	10' ABOVE STAGE FLOOR	EDGE OF FORESTAGE
3-20-32	"	C.S.	10' "	"
6-35-44	"	L.S.	10' "	"
2-11-20	"	R.S.	9' "	"
14-51	"	C.S.	9' "	"
7-34-43	"	L.S.	9' "	"
3-12	"	R.S.	8' "	"
1b-10-27	"	C.S.	8' "	"
18-17-42	"	L.S.	8' "	"
0	SHOW SCRIM	R.S. HIGH	CUT AT TOP OF SH. PORTAL	CUT AT BOTTOM OF SCRIM
8	" "	R.S. LOW	" " " " " "	"
21	" "	R.C.S.	"	"
23	" "	C.S.	"	"
24A	" "	L.C.S.	"	"
36	" "	L.S. LOW	"	"
38	" "	L.S. HIGH	"	"
7	SHOW SCRIM	R.S. HIGH	"	"
9	"	R.S. LOW	"	"
22	"	R.C.S.	"	"
24	"	C.S.	"	"
24B	"	L.C.S.	"	"
37	"	L.S. LOW	"	"
39	"	L.S. HIGH	"	"
4	HIGGINS STUDY	L.S. TO C.S.	8' ABOVE STAGE FLOOR	EDGE OF FORESTAGE
6	"	"	"	"
25	"	"	"	"
28	"	"	"	"
17	"	R.S. TO C.S.	"	"
30	"	"	"	"
40	"	"	"	"
51	"	"	"	"

R.S. SHUTTER	L.S. SHUTTER	GENERAL
CUT AT SHOW PORTAL	OPEN	OVERLAP TOWARDS C.
OPEN	"	" " R. & L.
"	CUT AT SHOW PORTAL	" " C.
CUT AT SHOW PORTAL	OPEN	OVERLAP TOWARDS C.
OPEN	"	" " R. & L.
"	CUT AT SHOW PORTAL	" " C.
CUT AT SHOW PORTAL	OPEN	" " C.
OPEN	"	" " R. & L.
"	CUT AT SHOW PORTAL	" " C.
CUT AT SHOW PORTAL	OPEN	OVERLAP ADJACENT SPOTS
"	"	"
OPEN	"	"
"	"	"
"	"	"
"	CUT AT SHOW PORTAL	"
"	"	"
CUT AT SHOW PORTAL	OPEN	"
"	"	"
OPEN	"	"
"	"	"
"	"	"
"	CUT AT SHOW PORTAL	"
"	"	"
OPEN	CUT AT SHOW PORTAL	"
"	"	"
"	"	"
"	"	"
CUT AT SHOW PORTAL	OPEN	"
"	"	"
"	"	"
"	"	"

PIPE FOCUS

PIPE & SPOTS	FOCUS TO SCENE	FOCUSING DETAILS
PIPE # 1	STUDY & FRON	SEE DRAWINGS
PIPE # 2	ASCOT RD. DROP	FOCUS TO TOP SIGHT LINE - BOTTOM AS FAR AS POSSIBLE
PIPE # 3	STUDY & FRON	SEE DRAWINGS
PIPE # 4	OPEN STAGE	BACKLIGHTING: FOCUS SECTIONS DOWNSTAGE TO # 1 PORTAL LINE SHUTTER UPSTAGE TO COVER BACK OF STUDY AT FRONT OF STUDY BALC.
PIPE # 4 PROJ	FRCHENADE	SEE DRAWINGS
PIPE # 5	OPEN STAGE	BACKLIGHTING: FOCUS D.S. TO # 1 PORTAL LINE SHUTTER U.S. TO PERPENDICULAR TO FLOOR
PIPE # 5 PROJ	COVENT GARDEN	SEE DRAWINGS
PIPE # 5 PRES.	FRCHENADE	BACKLIGHT TRANSLUCENT WINDOW - FRCHENADE L5
PIPE # 6	OPEN STAGE	BACKLIGHTING: FOCUS D.S. TO # 2 PORTAL LINE - SHUTTER U.S. PERPENDICULAR TO FLOOR
1-3 (L.S.) PIPE # 6 PROJ	# 2 WINTER FLAT GIR.	BACKLIGHTING: FOCUS ON TRANSLUCENT DOME CS TO R.S.
3-4 (R.S.) PIPE # 6 PROJ	"	" " " " " " CS TO L.S.
PIPE # 7	TEENMENT DROP	FRONT LIGHTING OF DROP - FROM CENTER OF DOME TO FLOOR
PIPE # 8	"	" " " " " " " " TO TOP
PIPE # 9	COVENT GEN. DROP	BACKLIGHTING: FOCUS D.S. TO FLOOR LINE C OF SIDE ARCHES - U.S. SHUTTERED TO BOTTOM OF COVENT GEN. DROP
PIPE # 9 PROJ	COVENT GEN. SET	SEE DRAWINGS
PIPE # 10	COVENT GEN. DROP	BACKLIGHTING FOR ASCOT, WINTER GEN., COV CON., FLOWER MKT. DROPS - COVER ALL OF C. GEN. DROP
PIPE # 11	FLOWER MKT. DROP	BACKLIGHTING: - COVER ALL OF FLOWER MARKET PROJ
PIPE # 12	"	"
PIPE # 13	"	"

PROM STUDY
 2-4-10-12 7-8-17-18
 106 107 5-6-13-1
 11-12
 13-14

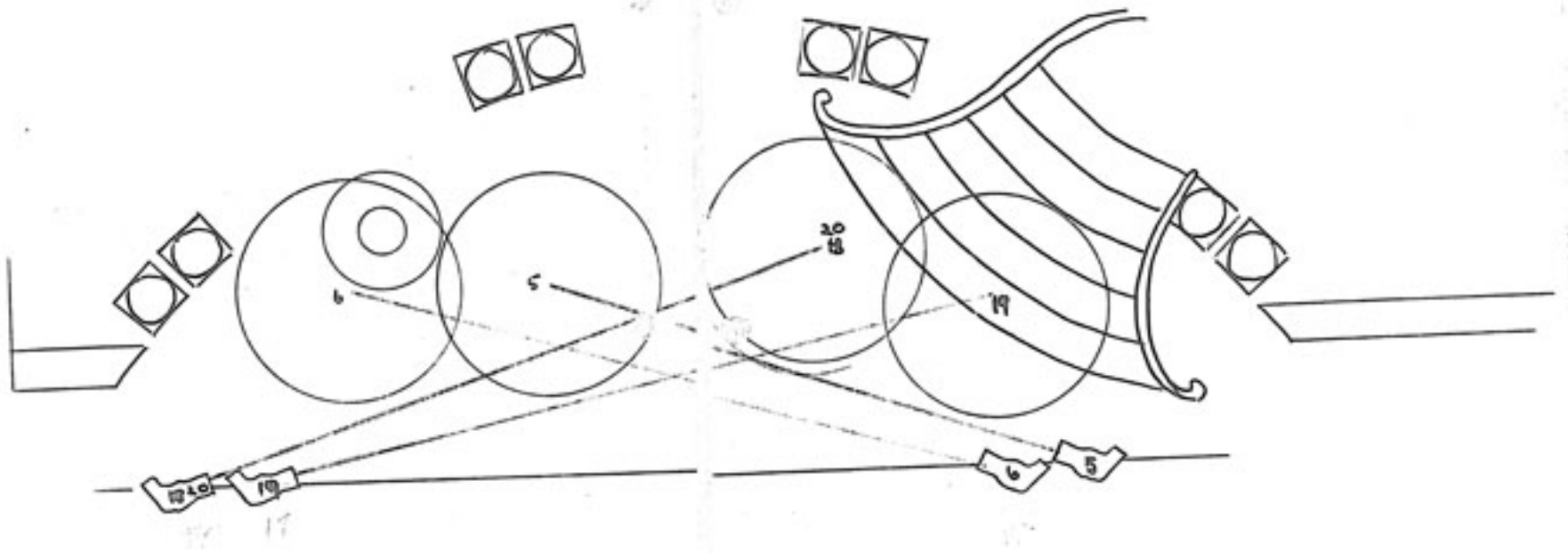


- 1st FIVE SPOTS -

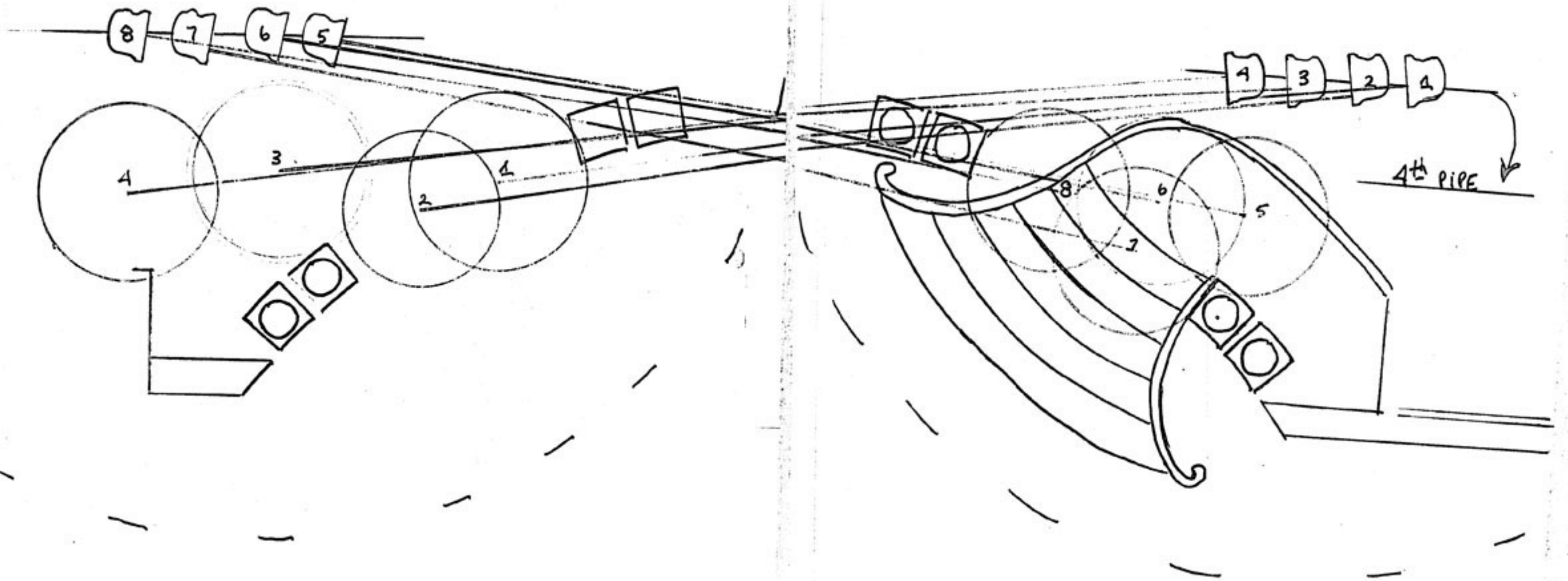
107 #17 & #18 - FOCUS TOP OF STUDY BALC.
 #21 & #22 - WHEN FOCUSED - SET
 PROMENADE R.S. DOOR UNIT
 AND ABOVE CEILING.
 SHUTTER UNITS OFF SET.

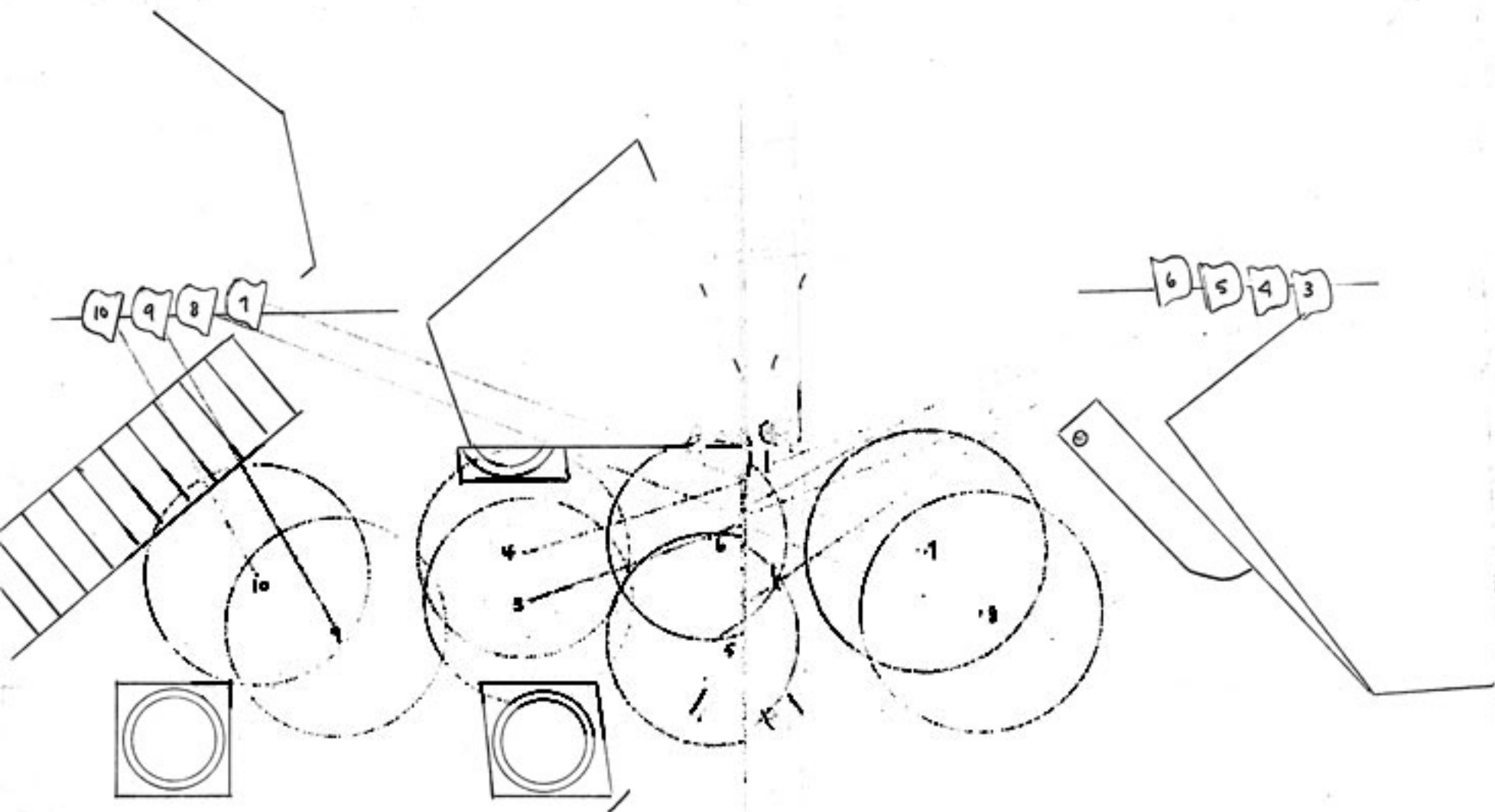
106
 156
 17-18

41 Pipe - Paangecims

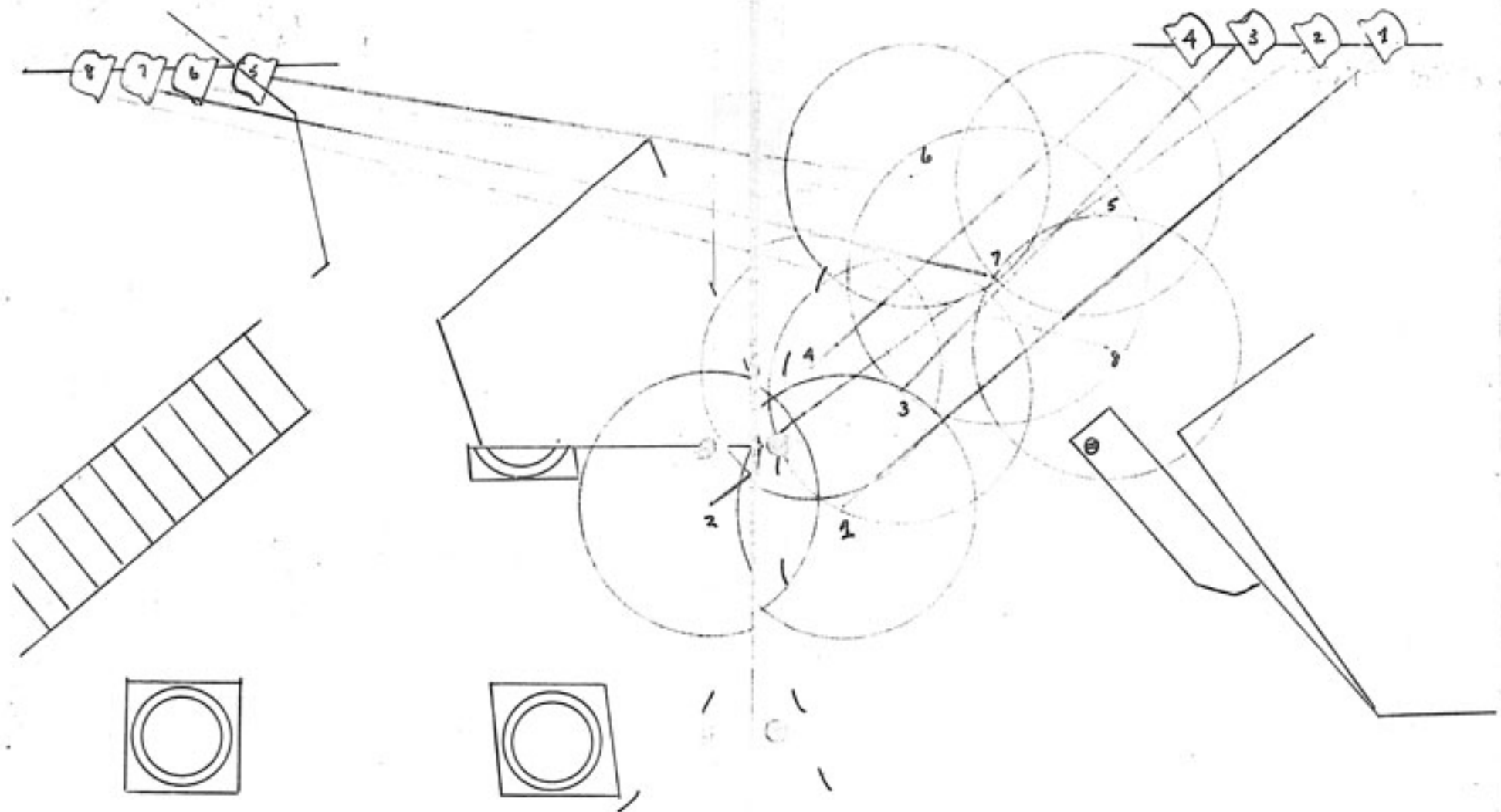


3rd PIPE PROJECTORS





5th Pipe Protectors



9th PIPE PROTECTORS

BOOM FOCUS

BOOM & SPOTS	FOCUS TO SCENE	FOCUS AREA	TOP SHUTTER	BATCH SHUTTER	D.S. SHUTTER	U.S. SHUTTER	GENERAL
BOOM # 1 R.S.	OPEN STAGE	C.S. TO L.S.	6' HIGH ON L.S. PORTAL	C.S.	CUT AT PORTAL LINE	CUT AT FLOOR LINE AT SIDE D.S. EDGE OF L.S. ARCH	OVERLAP C.S.
BOOM # 1 L.S.	"	C.S. TO R.S.	" " " R.S. "	C.S.	"	" R.S. "	" "
BOOM # 2 R.S.	"	C.S. TO L.S.	5' HIGH ON L.S. PORTAL	C.S.	CUT AT # 2 PORTAL LINE	" L.S. "	" "
BOOM # 2 L.S.	"	C.S. TO R.S.	"	C.S.	"	" R.S. "	" "
2000 W. FRES. BOOM # 2 R.S.	"	"	"	[FOCUS 10' HIGH ABOVE FLOOR TO 7' HIGH ON L.S. - CUT OFF AT BALLROOM PORTAL]			
2000 W. FRES. BOOM # 2 L.S.	"	"	["]	"	R.S. -	"	"]
LAMPS 1-2 BOOM # 3,4,5,6 R.S.	"	L.S.	[FOCUS LAMP CUT OFF TO AVOID SPILL ON LEGS AND DROPS]				
LAMPS 3-4 BOOM # 3,4,5,6 R.S.	"	C.S.	"	"	"	"	OVERLAP ADJACENT SPOTS
LAMPS 1-2 BOOM # 3,4,5,6 L.S.	"	R.S.	"	"	"	"	"
LAMPS 3-4 BOOM # 3,4,5,6 L.S.	"	C.S.	"	"	"	"	"
2000 W. FRES. BOOM # 5,6 R.S.	OPEN STAGE	PARALLEL TO FLOOR	[FOCUS 10' HIGH ABOVE FLOOR TO 7' HIGH ON L.S. - OPEN U.S. & D.S.]				
2000 W. FRES. BOOM # 5,6 L.S.	"	"	["]	"	R.S. -	"	"]
THEATRE BOX SPOTS R.S.	OPEN STAGE	C.S. TO L.S.	12' HIGH ABOVE STAGE FLOOR	EDGE OF FORE-STAGE	CUT AT L.S. PORTAL	CUT AT R.S. PORTAL	OVERLAP ADJACENT SPOTS
THEATRE BOX SPOTS L.S.	"	C.S. TO R.S.	"	"	CUT AT R.S. PORTAL	CUT AT L.S. PORTAL	"